

Roxtec SF frame



EN Roxtec SF frame is a metal frame with flange. Available with a single opening, or in combinations with several openings in width and/or height.

- For use with Group RM components
- Attachment by welding or bolting

CN Roxtec SF 型框架为带有法兰的金属框架。适用于单一开口或在宽度方向和/或高度方向上有几个开口的密封。

- 适用于RM组件
- 焊接或浇筑安装

DE Der Roxtec SF ist ein Metallrahmen mit Flansch. Erhältlich als Einzelrahmen mit nur einer Öffnung oder als Rahmenkombination in horizontaler und/oder vertikaler Anordnung.

- Zur Verwendung mit Komponenten der Gruppe RM
- Schweißmontage

ES El marco SF de Roxtec es un marco metálico con ala. Disponible con una única abertura o en combinaciones con varias aberturas en anchura y/ o altura.

- Uso con componentes del grupo RM
- Adhesión por soldadura o atomilladura

FR Le cadre SF Roxtec est un cadre métallique avec bride. Disponible avec ouvertures uniques ou en association avec différentes largeurs et/ou hauteurs d'ouverture.






- Pour composants du Groupe RM
- Fixation par soudage ou boulonnage

SF frames, primed, mild steel

SF型框架, 优质低碳钢 | SF-Rahmen, grundierter Baustahl | Marcos SF en acero dulce imprimado | Cadres SF, acier doux peint



SF 6x1 primed

Parts needed for a complete solution				Optional
 page 25	 page 157	 page 160	 page 165	 page 166

See also Installation guidelines on page 189.

For information about other frame combinations that are not presented and for openable versions of this frame, please contact your local Roxtec supplier or e-mail: info@roxtec.com

RATINGS	Fire: A-Class, H-Class, UL1479	Water pressure: 4 bar	Gas pressure: 2.5 bar
---------	--------------------------------	-----------------------	-----------------------

CN DE ES FR EN	框架	框架 开孔数量	密封空间 (毫米)	外部尺寸 (D=60 毫米)		重量		货号
	Rahmen	Rahmen- öffnungen	Belegraum (mm)	HxW (毫米)	HxW (英寸)	(千克)	(磅)	Art.-Nr.
	Marco	Aberturas del marco	Espacio útil de sellado (mm)	Dim. externas (D=60 mm) HxW (mm) HxW (pulgadas)		Peso (kg) (libra)		N° art.
	Cadre	Nombre d'alvéoles	Espace de remplissage (mm)	Dim. extérieures (D=60 mm) HxW (mm) HxW (pouces)		Poids (kg) (lb)		N° d'article
	Frame	Frame openings	Packing space (mm)	External dimensions (D=60 mm)		Weight		Art. No.
	SF 2x1 primed	1	60 x 120	241 x 261	9.488 x 10.276	6.0	13.184	SFF2000000112
	SF 2x2 primed	2	60 x 120	241 x 391	9.488 x 15.394	9.0	19.775	SFF2000000212
	SF 2x3 primed	3	60 x 120	241 x 522	9.488 x 20.551	12.0	26.345	SFF2000000312
	SF 2x4 primed	4	60 x 120	241 x 652	9.488 x 25.669	14.9	32.937	SFF2000000412
	SF 2x5 primed	5	60 x 120	241 x 783	9.488 x 30.827	17.9	39.528	SFF2000000512
	SF 2x6 primed	6	60 x 120	241 x 913	9.488 x 35.945	20.9	46.098	SFF2000000612
	SF 4x1 primed	1	120 x 120	300 x 261	11.811 x 10.276	7.1	15.675	SFF4000000112
	SF 4x2 primed	2	120 x 120	300 x 391	11.811 x 15.394	10.4	22.862	SFF4000000212
	SF 4x3 primed	3	120 x 120	300 x 522	11.811 x 20.551	13.6	30.049	SFF4000000312
	SF 4x4 primed	4	120 x 120	300 x 652	11.811 x 25.669	16.9	37.236	SFF4000000412
	SF 4x5 primed	5	120 x 120	300 x 783	11.811 x 30.827	20.2	44.423	SFF4000000512
	SF 4x6 primed	6	120 x 120	300 x 913	11.811 x 35.945	23.4	51.632	SFF4000000612
	SF 4+4x1 primed	2	120 x 120	469 x 261	18.465 x 10.276	10.9	24.118	SFF4400000112
	SF 4+4+4x1 primed	3	120 x 120	639 x 261	25.157 x 10.276	14.8	32.540	SFF4440000112
	SF 6x1 primed	1	180 x 120	358 x 261	14.095 x 10.276	8.2	18.144	SFF6000000112
	SF 6x2 primed	2	180 x 120	358 x 391	14.095 x 15.394	11.8	25.948	SFF6000000212

SF frames, primed, mild steel

SF型框架, 优质低碳钢 | SF-Rahmen, grundierter Baustahl | Marcos SF en acero dulce imprimado |
Cadres SF, acier doux peint

CN DE ES FR EN	框架 Rahmen Marco Cadre Frame	框架 开孔数量 Aberturas del marco Nombre d'alvéoles Frame openings	密封空间 (毫米) Belegraum (mm) Espacio útil de sellado (mm) Espace de remplissage (mm) Packing space (mm)	外部尺寸 (D=60 毫米) HxW (毫米) HxW (英寸)		重量 (千克) (磅)		货号 Art.-Nr. N° art. N° d'article Art. No.
				HxW (毫米)	HxW (英寸)	(kg)	(lb)	
				Außenmaße (D=60 mm) HxW (mm) HxW (in.)		Gewicht (kg) (lb)		
				Dim. externas (D=60 mm) HxW (mm) HxW (pulgadas)		Peso (kg) (libra)		
				Dim. extérieures (D=60 mm) HxW (mm) HxW (pouces)		Poids (kg) (lb)		
				HxW (mm)	HxW (in)	(kg)	(lb)	
	SF 6x3 primed	3	180 x 120	358 x 522	14.095 x 20.551	15.3	33.752	SFF6000000312
	SF 6x4 primed	4	180 x 120	358 x 652	14.095 x 25.669	18.8	41.557	SFF6000000412
	SF 6x5 primed	5	180 x 120	358 x 783	14.095 x 30.827	22.4	49.339	SFF6000000512
	SF 6x6 primed	6	180 x 120	358 x 913	14.095 x 35.945	25.9	57.143	SFF6000000612
	SF 6+6x1 primed	2	180 x 120	586 x 261	23.071 x 10.276	13.1	28.968	SFF6600000112
	SF 6+6x2 primed	4	180 x 120	596 x 391	23.465 x 15.394	19.6	43.320	SFF6600000212
	SF 6+6x3 primed	6	180 x 120	596 x 522	23.465 x 20.551	25.4	56.107	SFF6600000312
	SF 6+6x4 primed	8	180 x 120	596 x 652	23.465 x 25.669	31.2	68.872	SFF6600000412
	SF 6+6x5 primed	10	180 x 120	596 x 783	23.465 x 30.827	37.0	81.636	SFF6600000512
	SF 6+6x6 primed	12	180 x 120	596 x 913	23.465 x 35.945	42.8	94.423	SFF6600000612
	SF 6+6x7 primed	14	180 x 120	596 x 1044	23.465 x 41.102	48.6	107.188	SFF6600000712
	SF 6+6x8 primed	16	180 x 120	596 x 1174	23.465 x 46.220	54.4	119.974	SFF6600000812
	SF 6+6x9 primed	18	180 x 120	596 x 1305	23.465 x 51.378	60.2	132.739	SFF6600000912
	SF 6+6x10 primed	20	180 x 120	596 x 1435	23.465 x 56.496	66.0	145.504	SFF6600001012
	SF 6+6+6x1 primed	3	180 x 120	814 x 261	32.047 x 10.276	18.1	39.991	SFF6660000112
	SF 8x1 primed	1	240 x 120	418 x 261	16.457 x 10.276	9.4	20.701	SFF8000000112
	SF 8x2 primed	2	240 x 120	418 x 391	16.457 x 15.394	13.2	29.123	SFF8000000212
	SF 8x3 primed	3	240 x 120	418 x 522	16.457 x 20.551	17.0	37.544	SFF8000000312
	SF 8x4 primed	4	240 x 120	418 x 652	16.457 x 25.669	20.8	45.966	SFF8000000412
	SF 8x5 primed	5	240 x 120	418 x 783	16.457 x 30.827	24.7	54.387	SFF8000000512
	SF 8x6 primed	6	240 x 120	418 x 913	16.457 x 35.945	28.5	62.809	SFF8000000612
	SF 8+8x1 primed	2	240 x 120	706 x 261	27.795 x 10.276	15.5	34.171	SFF8800000112
	SF 8+8x2 primed	4	240 x 120	716 x 391	28.189 x 15.394	22.6	49.758	SFF8800000212
	SF 8+8x3 primed	6	240 x 120	716 x 522	28.189 x 20.551	28.9	63.779	SFF8800000312
	SF 8+8x4 primed	8	240 x 120	716 x 652	28.189 x 25.669	35.3	77.800	SFF8800000412
	SF 8+8x5 primed	10	240 x 120	716 x 783	28.189 x 30.827	41.6	91.822	SFF8800000512
	SF 8+8x6 primed	12	240 x 120	716 x 913	28.189 x 35.945	48.0	105.843	SFF8800000612
	SF 8+8x7 primed	14	240 x 120	716 x 1044	28.189 x 41.102	54.4	119.864	SFF8800000712

SF frames, primed, mild steel

SF型框架, 优质低碳钢 | SF-Rahmen, grundierter Baustahl | Marcos SF en acero dulce imprimado | Cadres SF, acier doux peint

CN DE ES FR EN	框架 Rahmen Marco Cadre Frame	框架 开孔数量 Aberturas del marco Nombre d'alvéoles Frame openings	密封空间 (毫米) Belegraum (mm) Espacio útil de sellado (mm) Espace de remplissage (mm) Packing space (mm)	外部尺寸 (D=60 毫米) HxW (毫米) HxW (英寸)		重量 (千克) (磅)		货号 Art.-Nr. N° art. N° d'article Art. No.
				HxW (毫米)	HxW (英寸)	(kg)	(lb)	
				Außenmaße (D=60 mm) HxW (mm) HxW (in.)		Gewicht (kg) (lb)		
				Dim. externas (D=60 mm) HxW (mm) HxW (pulgadas)		Peso (kg) (libra)		
				Dim. extérieures (D=60 mm) HxW (mm) HxW (pouces)		Poids (kg) (lb)		
				HxW (mm)	HxW (in)	(kg)	(lb)	
	SF 8+8x8 primed	16	240 x 120	716 x 1174	28.189 x 46.220	60.7	133.885	SFF8800000812
	SF 8+8x9 primed	18	240 x 120	716 x 1305	28.189 x 51.378	67.1	147.907	SFF8800000912
	SF 8+8x10 primed	20	240 x 120	716 x 1435	28.189 x 56.496	73.4	161.928	SFF8800001012
	SF 8+8+8x1 primed	3	240 x 120	944 x 261	37.165 x 10.276	21.6	47.619	SFF8880000112

SF frames, acid proof stainless steel

SF型框架, 耐酸不锈钢 | SF-Rahmen, säurefester, rostfreier Edelstahl | Marcos SF en acero inoxidable a prueba de ácidos | Cadres SF, acier inoxydable résistant aux acides



SF 6x1 AISI 316

Parts needed for a complete solution



page 25



page 157



page 160



page 165

Optional



page 166

See also Installation guidelines on page 189.

For information about other frame combinations that are not presented or for openable versions of this frame, please contact your local Roxtec supplier or e-mail: info@roxtec.com

RATINGS	Fire: A-Class, H-Class, UL1479	Water pressure: 4 bar	Gas pressure: 2.5 bar
----------------	---------------------------------------	------------------------------	------------------------------

CN DE ES FR EN	框架 Rahmen Marco Cadre Frame	框架 开孔数量 Aberturas del marco Nombre d'alvéoles Frame openings	密封空间 (毫米) Belegraum (mm) Espacio útil de sellado (mm) Espace de remplissage (mm) Packing space (mm)	外部尺寸 (D=60 毫米) HxW (毫米) HxW (英寸)		重量 (千克) (磅)		货号 Art.-Nr. N° art. N° d'article Art. No.
				HxW (毫米)	HxW (英寸)	(kg)	(lb)	
				Außenmaße (D=60 mm) HxW (mm) HxW (in.)		Gewicht (kg) (lb)		
				Dim. externas (D=60 mm) HxW (mm) HxW (pulgadas)		Peso (kg) (libra)		
				Dim. extérieures (D=60 mm) HxW (mm) HxW (pouces)		Poids (kg) (lb)		
				HxW (mm)	HxW (in)	(kg)	(lb)	
	SF 2x1 AISI 316	1	60 x 120	241 x 261	9.488 x 10.276	6.0	13.184	SFF2000000121
	SF 4x1 AISI 316	1	120 x 120	300 x 261	11.811 x 10.276	7.1	15.675	SFF4000000121

SF frames, acid proof stainless steel

SF型框架, 耐酸不锈钢】SF-Rahmen, säurefester, rostfreier Edelstahl】

Marcos SF en acero inoxidable a prueba de ácidos】Cadres SF, acier inoxydable résistant aux acides

CN	框架	框架 开孔数量	密封空间 (毫米)	外部尺寸 (D=60 毫米)		重量		货号
	DE	Rahmen- öffnungen	Belegraum (mm)	HxW (毫米)	HxW (英寸)	(千克)	(磅)	
ES	Marco	Aberturas del marco	Espacio útil de sellado (mm)	Dim. externas (D=60 mm)		Peso		Nº art.
	FR	Nombre d'alvéoles	Espace de remplissage (mm)	HxW (mm)	HxW (pulgadas)	(kg)	(libra)	
EN	Frame	Frame openings	Packing space (mm)	External dimensions (D=60 mm)		Weight		Art. No.
				HxW (mm)	HxW (in)	(kg)	(lb)	
	SF 4x2 AISI 316	2	120 x 120	300 x 391	11.811 x 15.394	10.4	22.862	SFF4000000221
	SF 4x3 AISI 316	3	120 x 120	300 x 522	11.811 x 20.551	13.6	30.049	SFF4000000321
	SF 4x4 AISI 316	4	120 x 120	300 x 652	11.811 x 25.669	16.9	37.236	SFF4000000421
	SF 6x1 AISI 316	1	180 x 120	358 x 261	14.095 x 10.276	8.2	18.144	SFF6000000121
	SF 6x2 AISI 316	2	180 x 120	358 x 391	14.095 x 15.394	11.8	25.948	SFF6000000221
	SF 6x3 AISI 316	3	180 x 120	358 x 522	14.095 x 20.551	15.3	33.752	SFF6000000321
	SF 6x4 AISI 316	4	180 x 120	358 x 652	14.095 x 25.669	18.8	41.557	SFF6000000421
	SF 8x1 AISI 316	1	240 x 120	418 x 261	16.457 x 10.276	9.4	20.701	SFF8000000121
	SF 8x2 AISI 316	2	240 x 120	418 x 391	16.457 x 15.394	13.2	29.123	SFF8000000221
	SF 8x3 AISI 316	3	240 x 120	418 x 522	16.457 x 20.551	17.0	37.544	SFF8000000321
	SF 8x4 AISI 316	4	240 x 120	418 x 652	16.457 x 25.669	20.8	45.966	SFF8000000421


SF frames, aluminum

SF型框架, 铝 ▶ SF-Rahmen, Aluminium ▶ Marcos SF en aluminio ▶ Cadres SF, aluminium




SF 6x1 ALU


Parts needed for a complete solution




page 25



page 157




page 160



page 165

Optional



page 166

See also Installation guidelines on page 189.

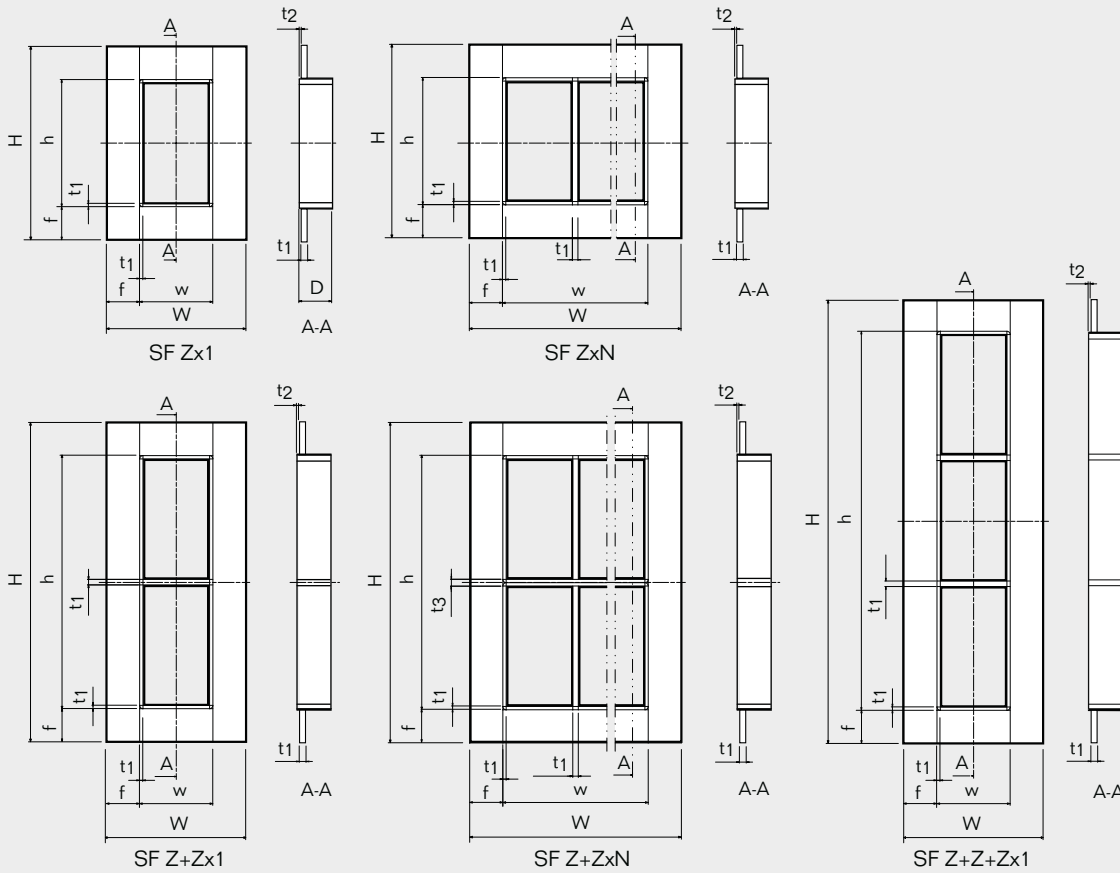
For information about other frame combinations that are not presented or for openable versions of this frame, please contact your local Roxtec supplier or e-mail: info@roxtec.com

RATINGS	Fire: A-Class, H-Class, UL1479	Water pressure: 4 bar	Gas pressure: 2.5 bar
----------------	--------------------------------	-----------------------	-----------------------

	框架 开孔数量	密封空间 (毫米)	外部尺寸 (D=60 毫米)		重量		货号	
			HxW (毫米)	HxW (英寸)	(千克)	(磅)		
CN	Rahmen	Belegraum (mm)	Außenmaße (D=60 mm)		Gewicht		Art.-Nr.	
DE	Aberturas del marco	Espacio útil de sellado (mm)	Dim. externas (D=60 mm)		Peso		Nº art.	
ES	Nombre d'alvéoles	Espace de remplissage (mm)	Dim. extérieures (D=60 mm)		Poids		Nº d'article	
FR	Frame openings	Packing space (mm)	External dimensions (D=60 mm)		Weight		Art. No.	
EN			HxW (mm)	HxW (in)	(kg)	(lb)		
	SF 2x1 ALU	1	60 x 120	241 x 261	9.488 x 10.276	2.1	4.541	SFF2000000131
	SF 4x1 ALU	1	120 x 120	300 x 261	11.811 x 10.276	2.4	5.379	SFF4000000131
	SF 4x2 ALU	2	120 x 120	300 x 391	11.811 x 15.394	3.6	7.870	SFF4000000231
	SF 4x3 ALU	3	120 x 120	300 x 522	11.811 x 20.551	4.7	10.340	SFF4000000331
	SF 4x4 ALU	4	120 x 120	300 x 652	11.811 x 25.669	5.8	12.809	SFF4000000431
	SF 6x1 ALU	1	180 x 120	358 x 261	14.095 x 10.276	3.3	7.187	SFF6000000131
	SF 6x2 ALU	2	180 x 120	358 x 391	14.095 x 15.394	4.6	10.229	SFF6000000231
	SF 6x3 ALU	3	180 x 120	358 x 522	14.095 x 20.551	6.0	13.250	SFF6000000331
	SF 6x4 ALU	4	180 x 120	358 x 652	14.095 x 25.669	7.4	16.292	SFF6000000431
	SF 8x1 ALU	1	240 x 120	418 x 261	16.457 x 10.276	3.7	8.157	SFF8000000131
	SF 8x2 ALU	2	240 x 120	418 x 391	16.457 x 15.394	5.2	11.398	SFF8000000231
	SF 8x3 ALU	3	240 x 120	418 x 522	16.457 x 20.551	6.6	14.661	SFF8000000331
	SF 8x4 ALU	4	240 x 120	418 x 652	16.457 x 25.669	8.1	17.901	SFF8000000431

SF frames, technical information

SF型框架, 技术信息 | SF-Rahmen, technische Daten | Marcos SF, información técnica |
Cadres SF, informations techniques



Pos	(mm)	(in)
h	H - 120	H - 4.724
w	W - 120	W - 4.724
D	60	2.362
f	60	2.362
t1	10	0.394
t2	3	0.118
t3	20	0.787

Z = Frame size
N = Number of horizontal openings

Z = 框架型号
N = 水平方向的开孔数量

Z = Rahmengröße
N = Anzahl horizontaler Öffnungen

Z = Tamaño del marco
N = Número de aberturas en sentido horizontal

Z = Taille du cadre
N = Nombre d'alvéoles horizontales

Note: All dimensions are nominal values

注意: 所有的尺寸都是参考值

Achtung: Alle angegebenen Maße sind Nominalwerte

Nota: Todas las dimensiones son valores nominales

N.B.: toutes les dimensions sont nominales